

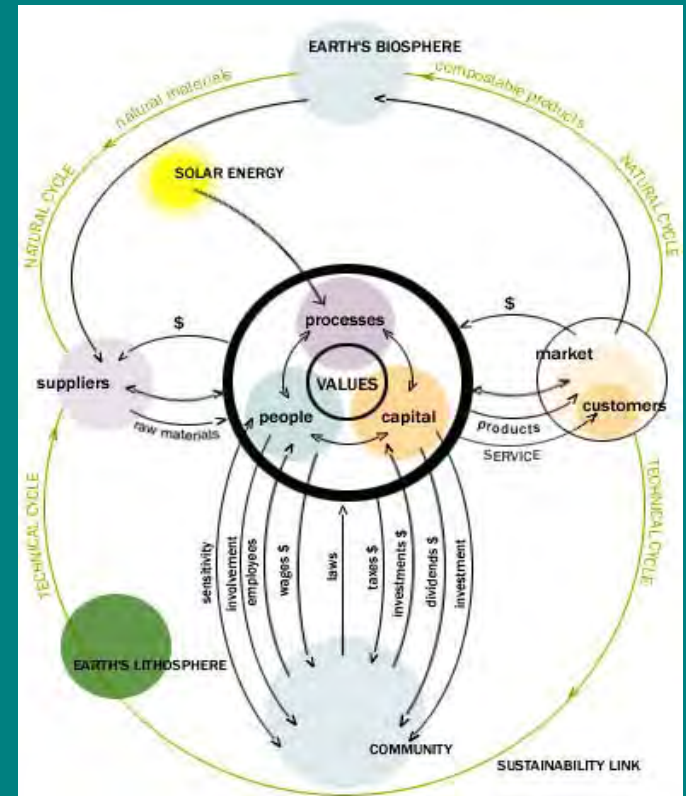
# Sustainability in Landscape Design and Maintenance

Frank Drengacz  
Head groundskeeper  
Lane Community College

Margaret Robertson, ASLA  
Instructor  
Lane Community College

# What is 'Sustainable?'

- Being “less bad” is not enough
- Green buildings and recycling
  - Positive steps, but still not sustainable
- Sustainable:
  - Systems that support themselves over very long periods of time
  - Closed loop
  - Restorative



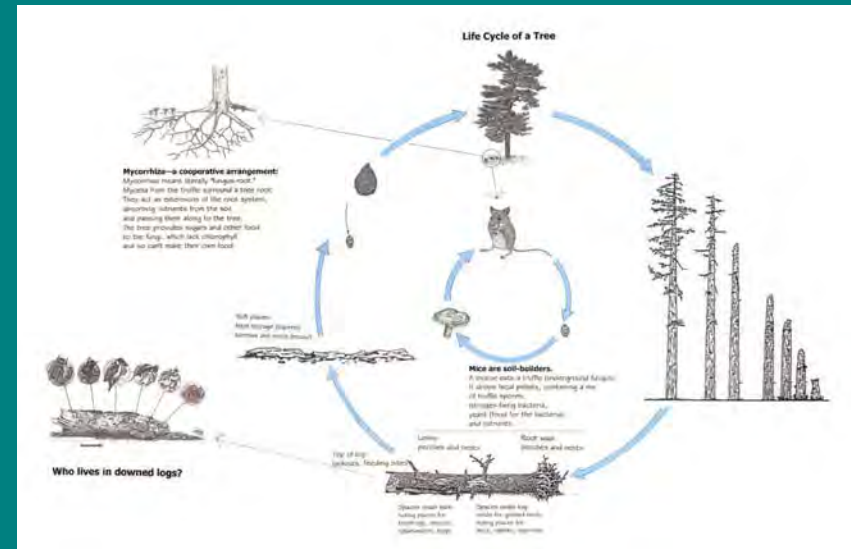
From [www.interfacesustainability.com/model.html](http://www.interfacesustainability.com/model.html)

# The Basics: Building a Sustainable Landscape

## Functioning Systems

- Functioning ecosystems, vs. “natural look”

Instruction manual

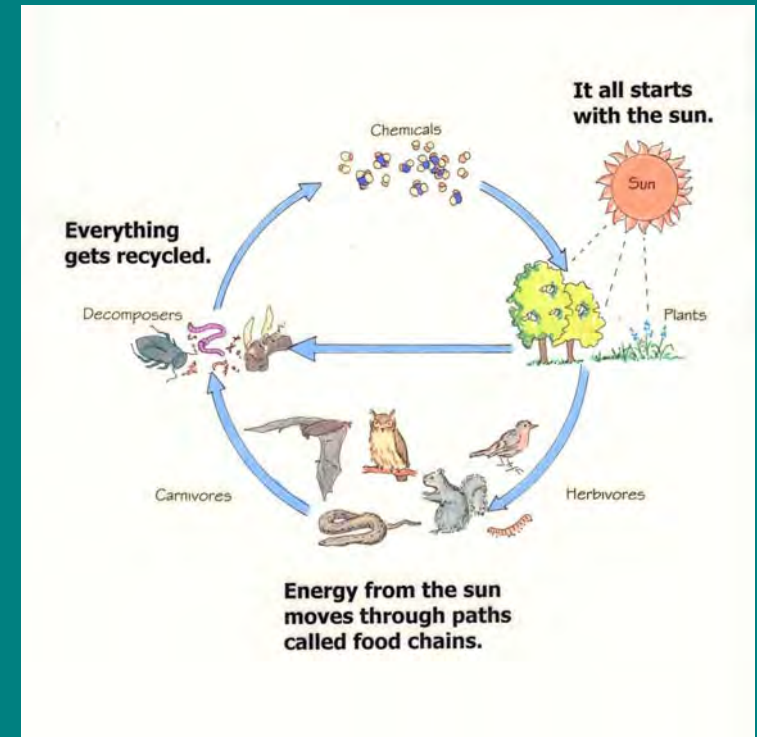


# The Basics: Building a Sustainable Landscape

## Functioning Systems

Closed loop:

- Don't need large inputs of water and fertilizer.
- Don't export waste.



# The Basics: Building a Sustainable Landscape

## Functioning Systems

- Closed loop:
- Water that falls on the site, stays on the site.

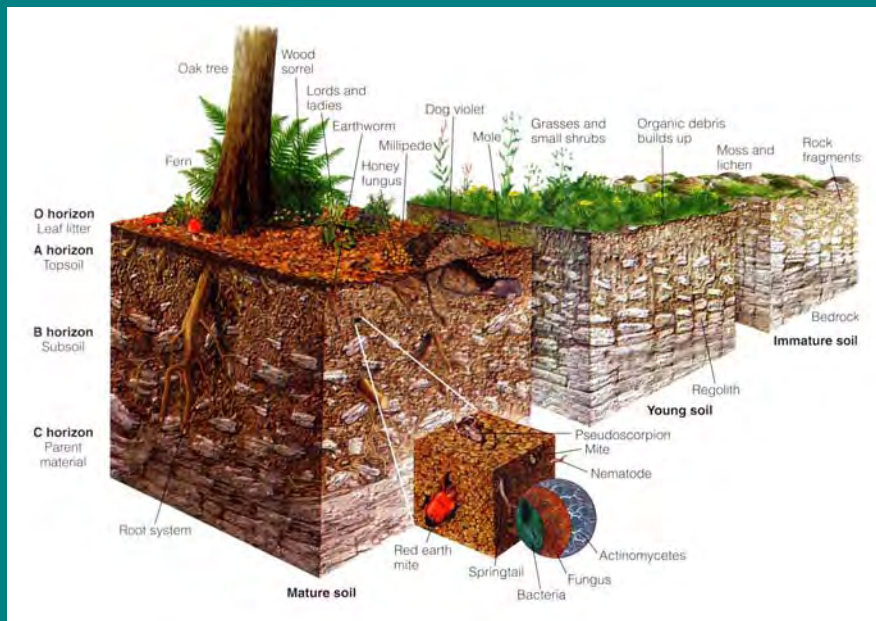




# The Basics: Building a Sustainable Landscape

## Functioning Systems

Closed loop:

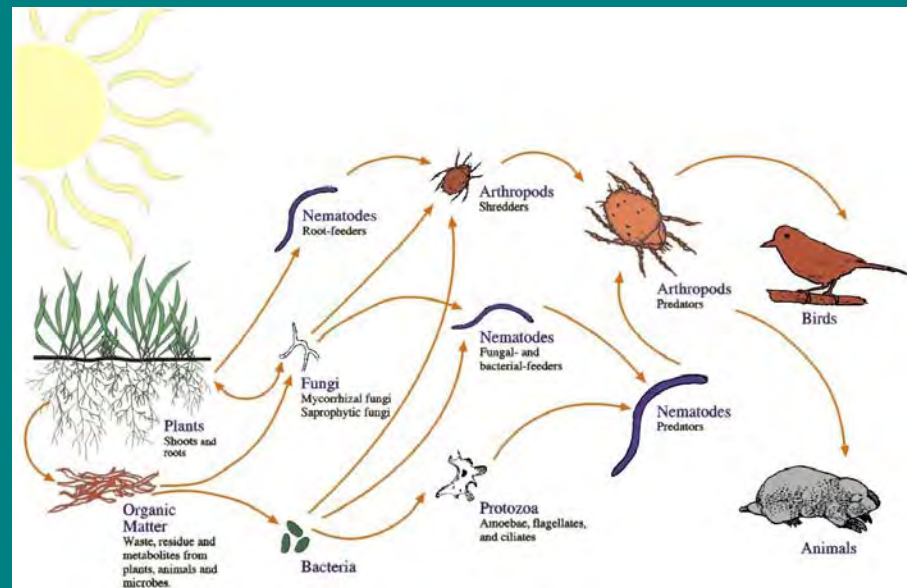


- Leaves that fall on the site, stay on the site.

# The Basics: Building a Sustainable Landscape

## Functioning Systems

- Everyone has a role to play.
  - It's all connected.
  - The smallest organisms are probably the most critical.
- Soil ecosystems: the most important habitat on your site





# Soil is alive!

- In one pinch of healthy soil:
  - One billion organisms
  - 10,000 species of microbes
- In one handful of healthy soil:
  - More creatures than there are humans on the entire planet
  - Hundreds of miles of fungal threads

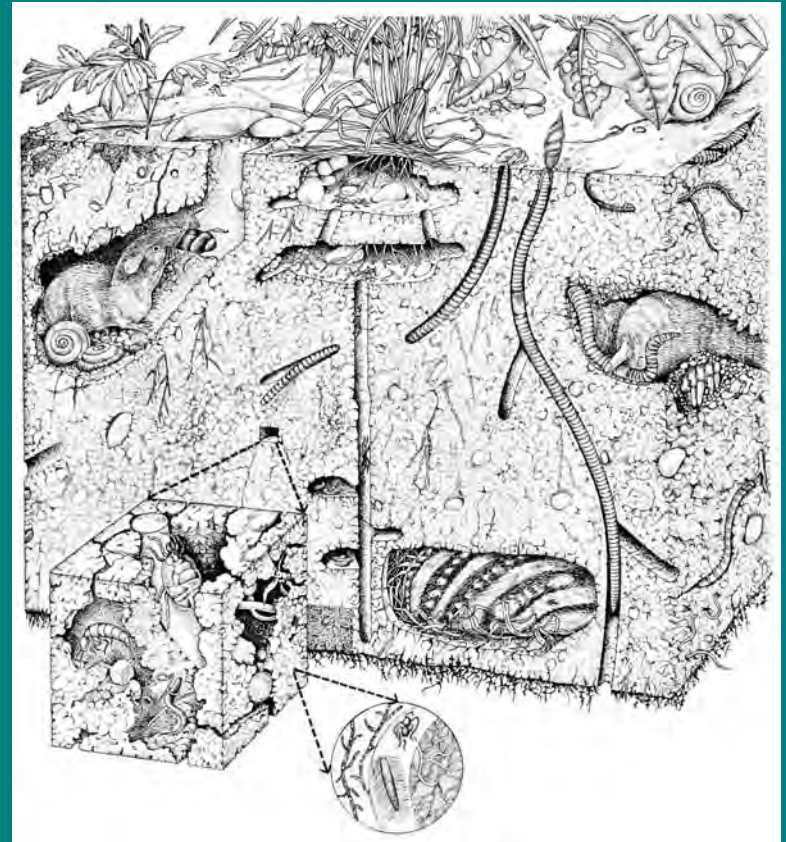
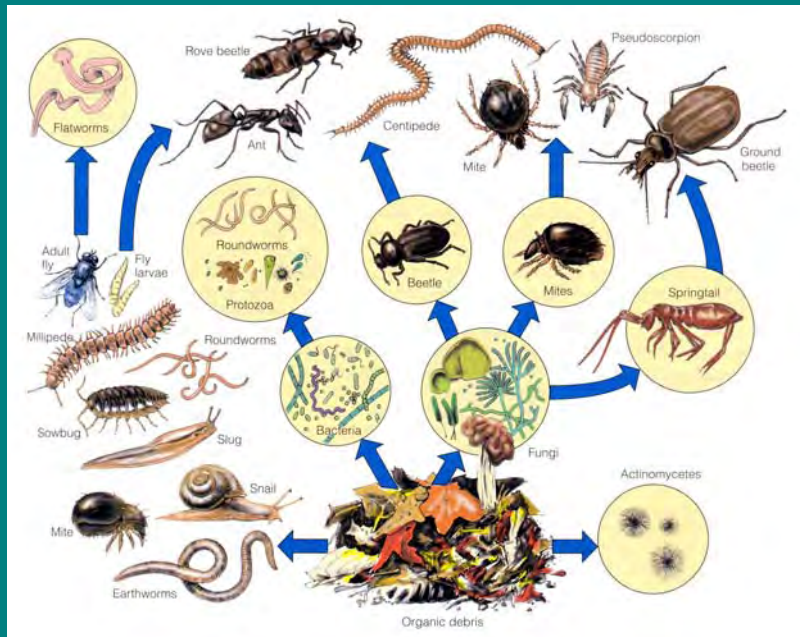




# Six groups of soil organisms

- Bacteria
- Fungi
- Protozoa
- Nematodes
- Arthropods
- Earthworms

- Each group plays a critical role.
- Each group features great diversity.



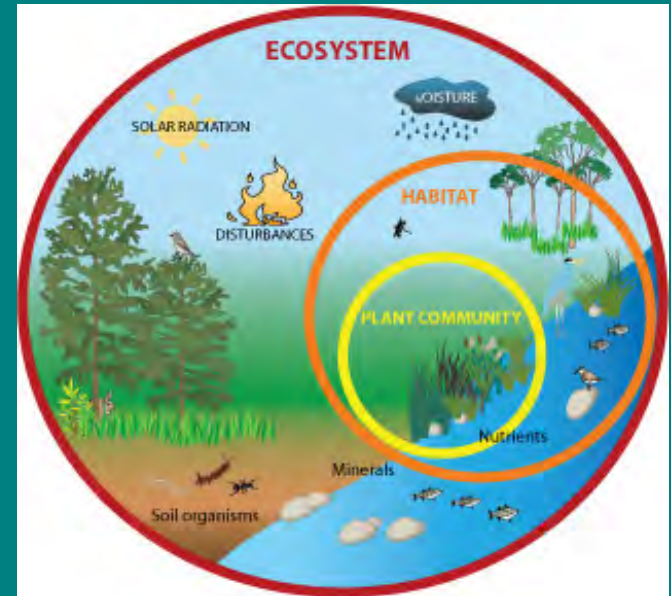
Peter Raven

Soil is not just powdered rock!

# The Basics: Building a Sustainable Landscape

## Plant Communities

- Macro effects – climate: temperature, water



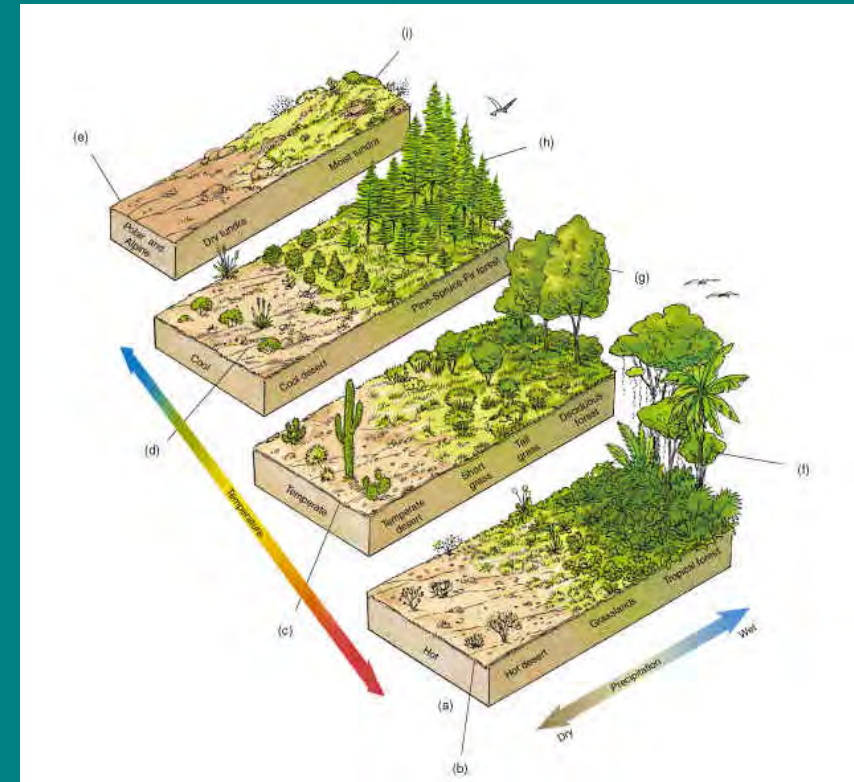
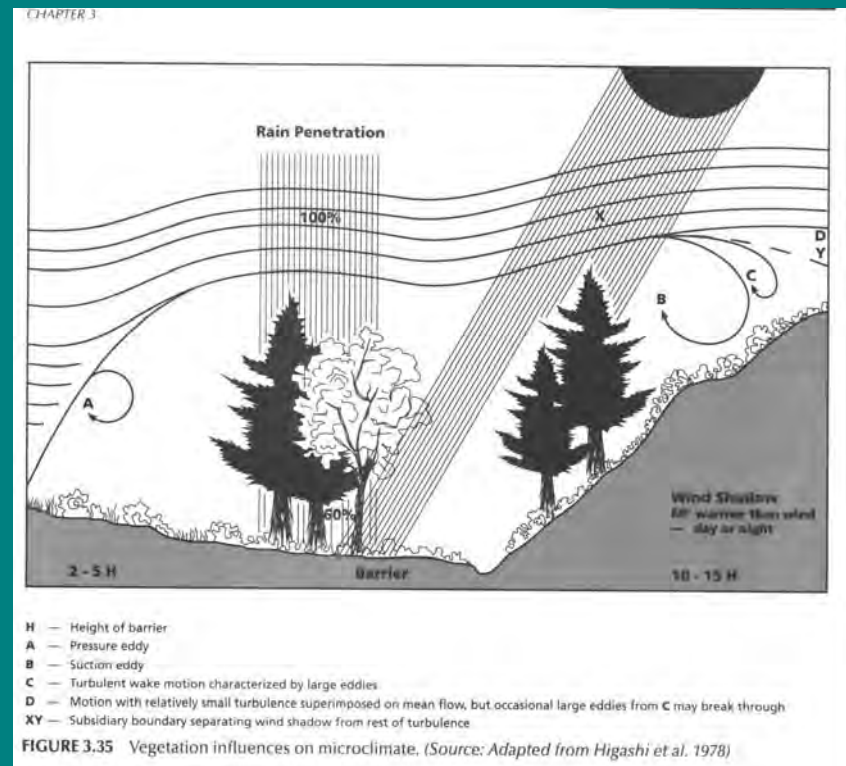
U.S. Fish & Wildlife Service



# The Basics: Building a Sustainable Landscape

## Plant Communities

- Micro effects – soil, moisture, sun/shade



Effects of temperature and precipitation

# Design: The Plant Palette

- Use regionally-adapted plants.





# Design: The Plant Palette

- It doesn't have to look messy!
  - Follow good design principles, no matter what plant palette you're using.
  - Every plant is native somewhere.



# Design: The Plant Palette

- It doesn't have to look messy!
  - Messy ecosystems – orderly frames



# Some Choices to Make

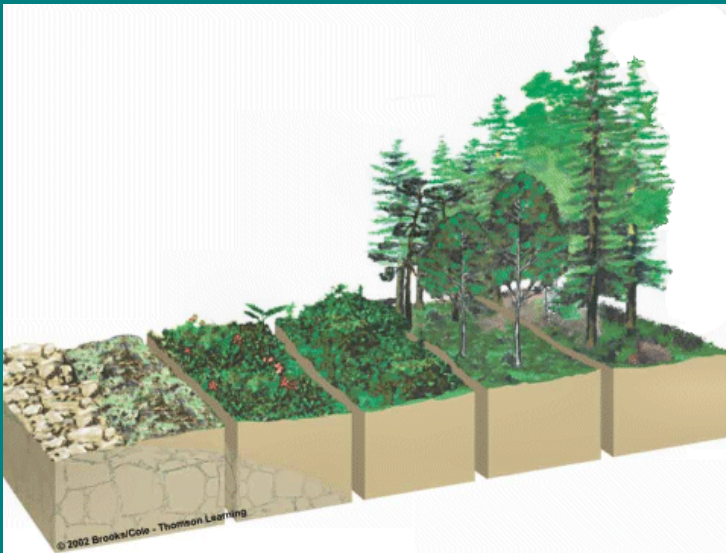
- What plant/animal community will you encourage?





# Some Choices to Make

- Do you want to let the system evolve?
- Do you want to represent a particular stage of succession?





# What You Need

- Support of the institution
  - Additional staff?
  - Reduce tasks for existing staff?



# What You Need

## Communication and PR


- Help people understand what you are trying to accomplish.
  - Why does it look different?
  - We are used to manicured landscapes.
- Newsletters are one strategy.



# What You Need




- Right plant, right place



# What You Need

- Not just a sustainable landscape – a habitat for wildlife





# What You Need

- Thorough site preparation



# Sustainable Landscaping at Lane Community College

- Weed control: the biggest issue
- One person's weed is another person's flower.



# Sustainable Landscaping at Lane Community College

- Minimal pest control
- Health soil, healthy plants





# Sustainable Landscaping at Lane Community College

## Mulch

- Practice mulch mowing.
- Leave forest litter in place once plants fill in.





# Sustainable Landscaping at Lane Community College

## Irrigation



- Take advantage of Class IV water



# Sustainable Landscaping at Lane Community College

## Lawns

- Diverse lawn vs. monoculture
  - If it's green and mowable, it's a lawn.
- Let lawns go dormant in summer.
  - Lower water use
  - Less CO<sub>2</sub> emissions
  - Reduced thatch problems



# Questions?

Frank Drengacz: 541-463-5567 - [drengaczf@lanecc.edu](mailto:drengaczf@lanecc.edu)

Margaret Robertson: 541-463-3143 - [robertsonm@lanecc.edu](mailto:robertsonm@lanecc.edu)